



Band Virtual Learning

8th Grade Percussion

May 22nd, 2020



8th Grade Percussion Lesson: May 22nd, 2020

Objective/Learning Target:

Students will be identifying and playing both reviewed and new rhythms by counting and clapping or on their instrument.

Review:

NOTE VALUES AND RESTS

Notes	Names	Rests
	Whole	
	Half	
	Quarter	
	Eighth	

Review:

COUNTING METHOD

- When the quarter note receives one count ($\frac{2}{4}$, $\frac{3}{4}$, $\frac{4}{4}$, $\frac{5}{4}$, etc.), use the following measure-wise counting method (pronounced: one and two and three and four and):

1 & 2 & 3 & 4 &

- For the four-fold division of the beat (sixteenth notes) and its variations, use 1 e & a (pronounced: one ee and a):

1 e & a 2 e & a 3 & 4 &

1 & a 2 & a 3 & 4 &

1 e & 2 e & 3 & 4 &

1 (e &) a 2 (e &) a 3 & 4 &

Review of Rhythms from Last Week

Go through each line. Set a metronome (free online [HERE](#)), count first, then play.
If you have the ability, record and then play back to review your work!

Rhythm Keys Eighth Note/Two Sixteenth Note Combinations with Rests


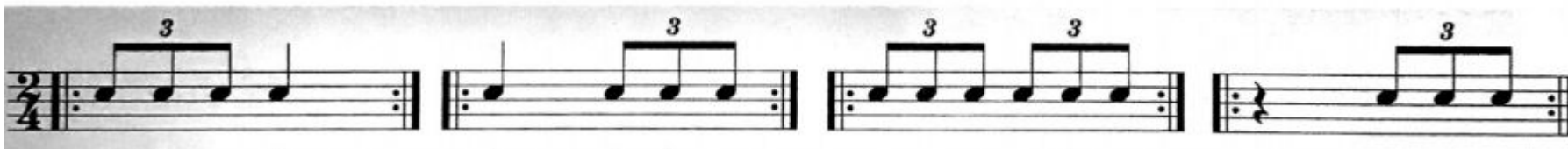
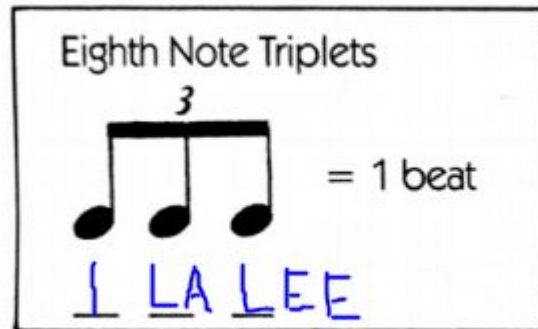


Learning New Rhythms!

One easy to count Triplets is to say the words: **One - La - Lee** In your head as you are playing them. If you want to play the phrase above it would go somewhat like:



One - La - Lee, Two - La - Lee, Three - La - Lee, Four - La-Lee



Practice: Apply Rhythm Key



Practice: Apply Rhythm Key

This musical exercise is set in 3/4 time and consists of four staves of music. The first staff contains four measures of music, each featuring a triplet of eighth notes. The first measure has a repeat sign. The second and fourth measures also have repeat signs. The second staff contains six measures of music, each with a triplet of eighth notes. The third and fifth measures have repeat signs. The third staff contains six measures of music, each with a triplet of eighth notes. The fourth measure has a repeat sign. The fourth staff contains six measures of music, each with a triplet of eighth notes. The first measure has a repeat sign.



Let's Check Your Work

This video goes through all of the rhythms from this packet. Use this as a resource to check your work and as a way to be able to practice along with someone!

Click [HERE](#) for video.